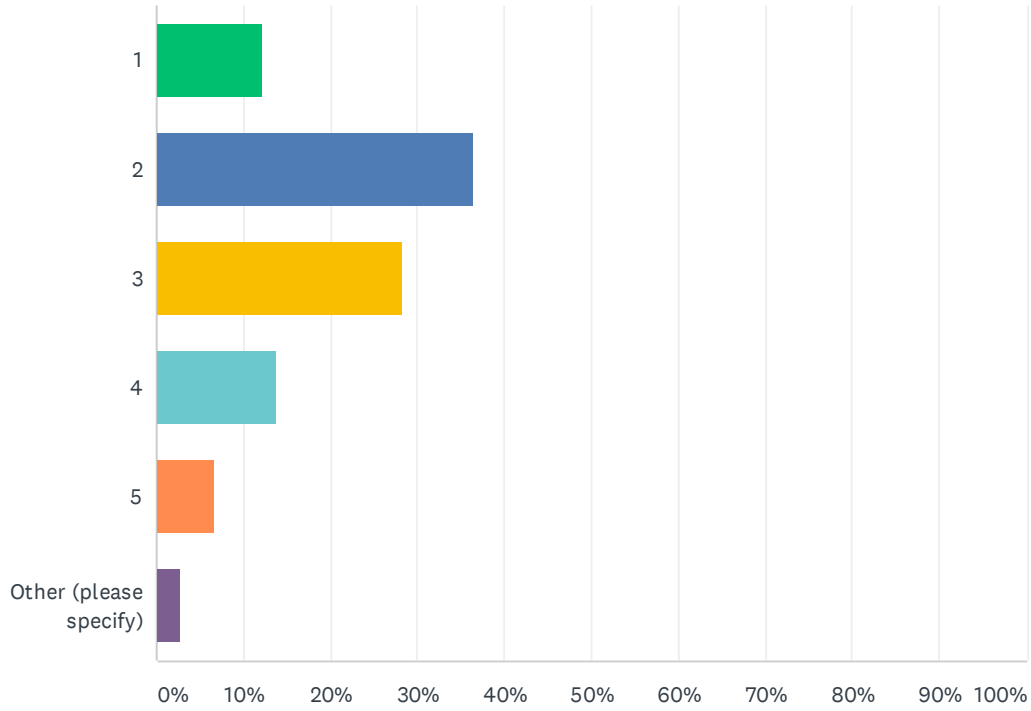


# Q1 How many operating vehicles (cars, trucks, motorcycles/mopeds, vans) do you or others in your household own?

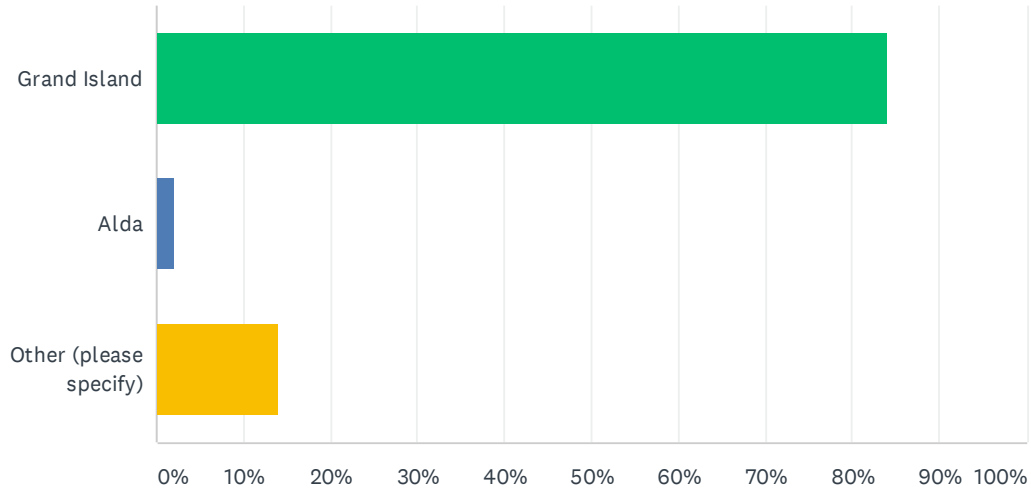
Answered: 546 Skipped: 1



ANSWER CHOICES	RESPONSES	
1	12.09%	66
2	36.45%	199
3	28.21%	154
4	13.74%	75
5	6.78%	37
Other (please specify)	2.75%	15
<b>TOTAL</b>		<b>546</b>

## Q2 In which city do you live?

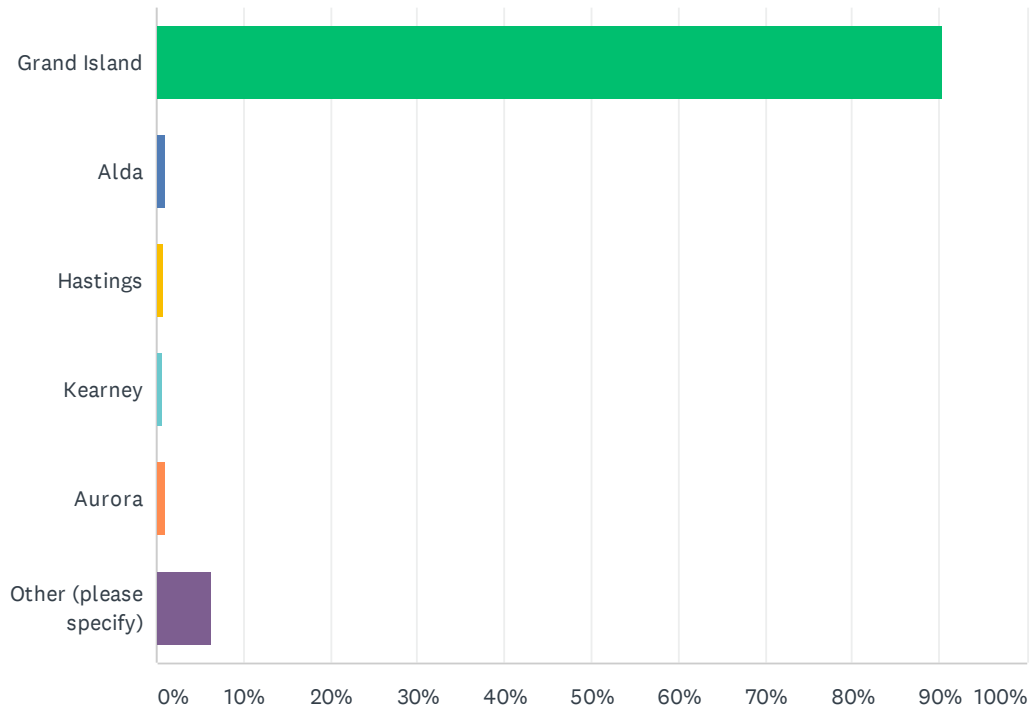
Answered: 545 Skipped: 2



ANSWER CHOICES	RESPONSES	
Grand Island	84.04%	458
Alda	2.02%	11
Other (please specify)	13.94%	76
<b>TOTAL</b>		<b>545</b>

### Q3 In which city do you work?

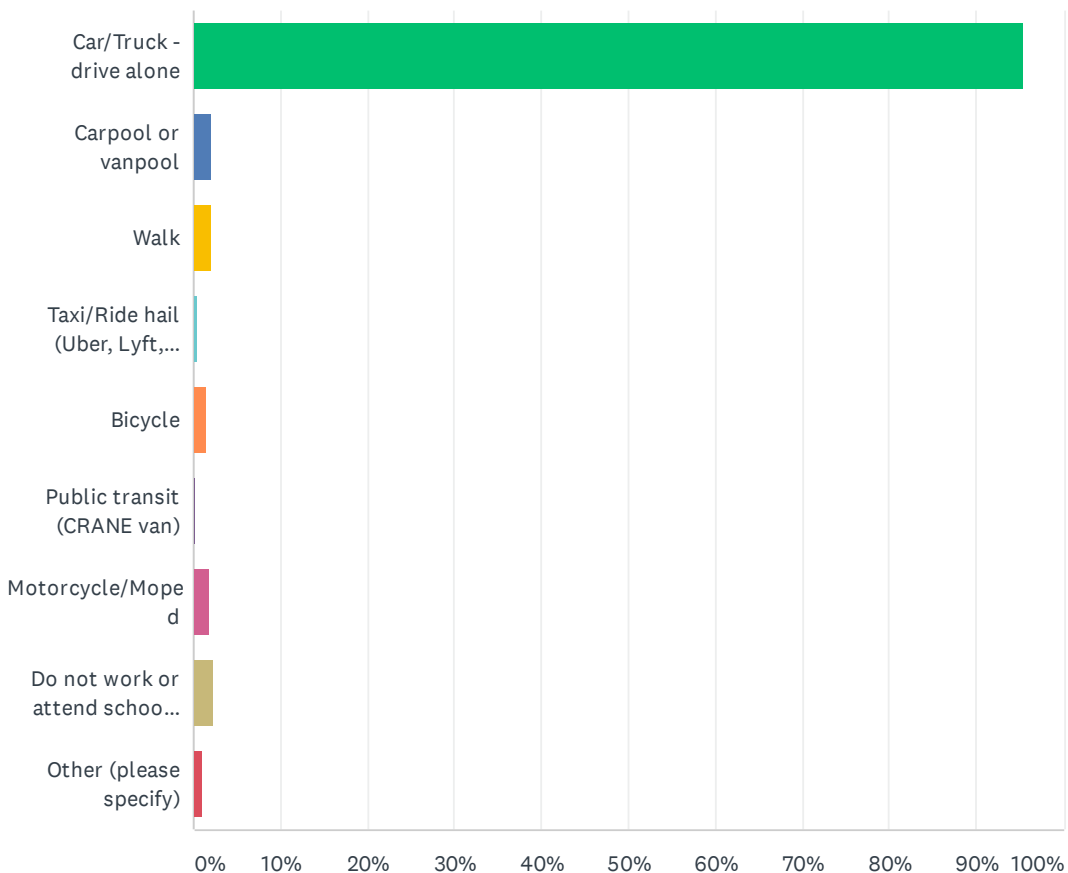
Answered: 545 Skipped: 2



ANSWER CHOICES	RESPONSES	
Grand Island	90.28%	492
Alda	1.10%	6
Hastings	0.73%	4
Kearney	0.55%	3
Aurora	1.10%	6
Other (please specify)	6.24%	34
<b>TOTAL</b>		<b>545</b>

## Q4 What method of transportation do you normally use to go to work/school?

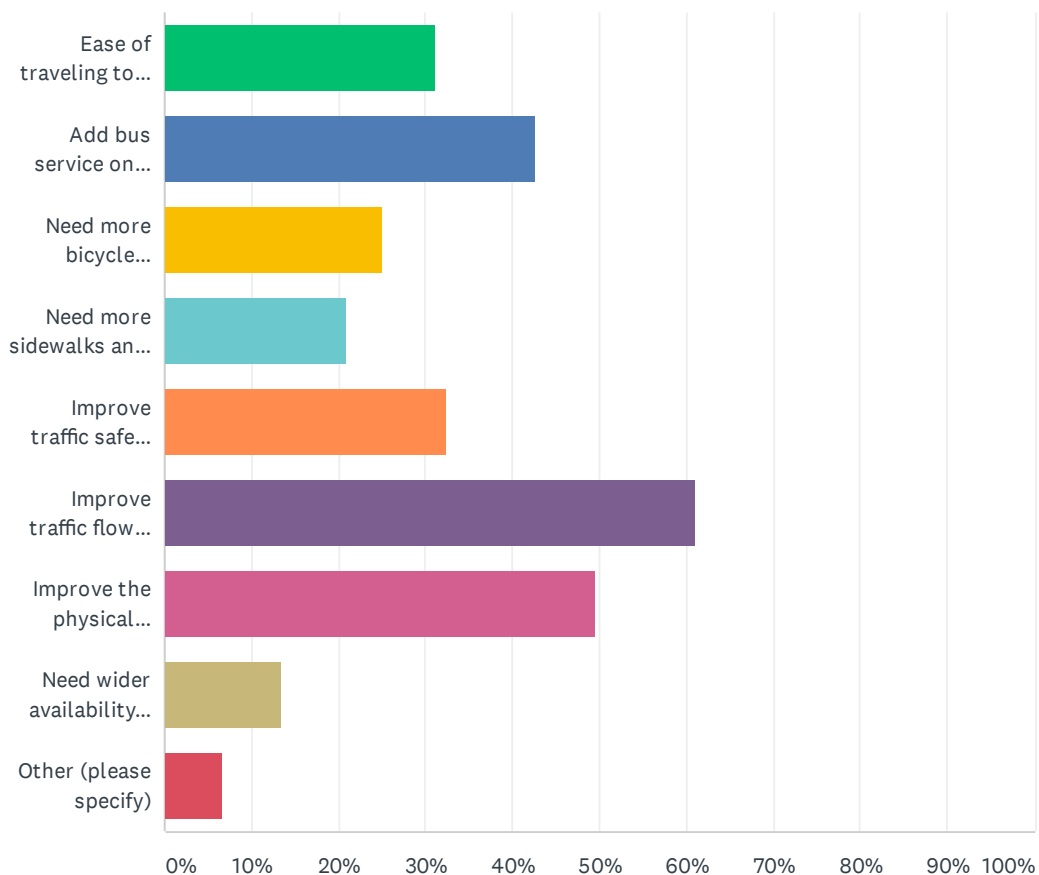
Answered: 547 Skipped: 0



ANSWER CHOICES	RESPONSES	
Car/Truck - drive alone	95.43%	522
Carpool or vanpool	2.19%	12
Walk	2.01%	11
Taxi/Ride hail (Uber, Lyft, etc.)	0.37%	2
Bicycle	1.46%	8
Public transit (CRANE van)	0.18%	1
Motorcycle/Moped	1.83%	10
Do not work or attend school outside of home	2.38%	13
Other (please specify)	1.10%	6
Total Respondents: 547		

## Q5 ISSUES TO BE ADDRESSED: Which THREE of the items below do you think are the most important transportation needs or issues that should be addressed by the 2045 Long Range Transportation Plan (LRTP)?

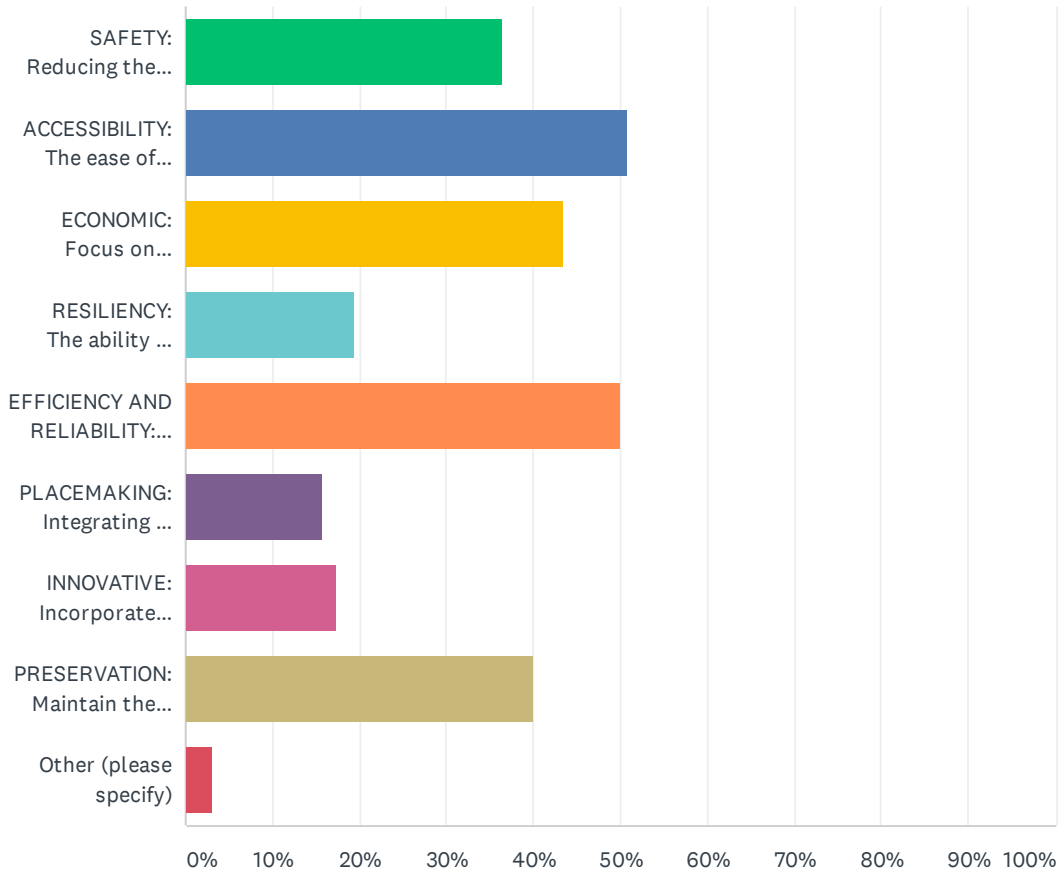
Answered: 547 Skipped: 0



ANSWER CHOICES	RESPONSES	
Ease of traveling to work, shopping, and recreational activities in the Grand Island area	31.26%	171
Add bus service on regular "fixed" routes in Grand Island	42.60%	233
Need more bicycle facilities (bike lanes, sidepaths/trails, cycle tracks, etc.)	25.05%	137
Need more sidewalks and safer pedestrian street crossings	21.02%	115
Improve traffic safety, including automobiles, bicycle, and pedestrian safety	32.36%	177
Improve traffic flow on area streets during peak times ("rush hours")	61.06%	334
Improve the physical condition of roadways	49.54%	271
Need wider availability of new transportation options like bike sharing, ridesharing (Uber, Lyft), and electric scooters	13.35%	73
Other (please specify)	6.76%	37
Total Respondents: 547		

**Q6 LRTP FOCUS AREAS: As a part of the 2045 LRTP, a set of plan goals will be established. Which THREE of the following goals or characteristics of the Grand Island area transportation system do you think the plan should focus on for the future?**

Answered: 547 Skipped: 0

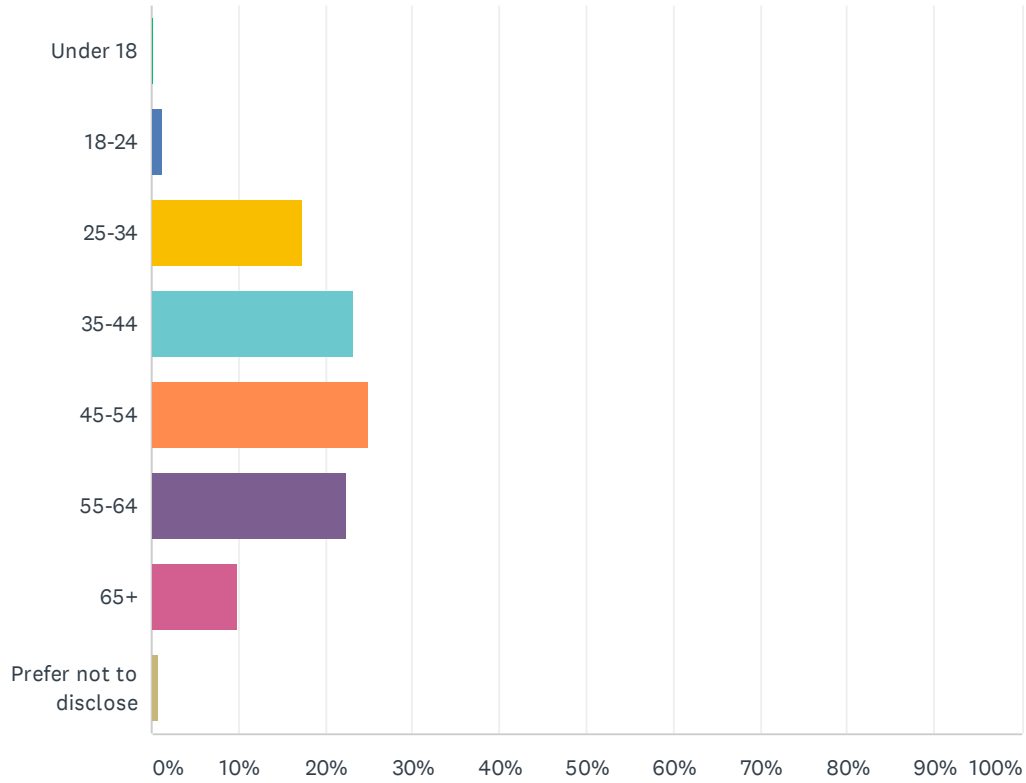


## GIAMPO 2045 Long Range Transportation Plan (LRTP) Issues Survey

ANSWER CHOICES	RESPONSES	
SAFETY: Reducing the risk of harm to users of the Grand Island transportation system	36.38%	199
ACCESSIBILITY: The ease of connecting people to goods and services in the Grand Island area, as well as providing choices for different modes of transportation (car, bike, bus, etc.)	50.82%	278
ECONOMIC: Focus on transportation as a means of supporting and promoting the economic vitality of the Grand Island area. Connecting people with jobs, shopping, and schools	43.51%	238
RESILIENCY: The ability of the transportation system to be adaptable and continue providing service when significant impactful events occur	19.38%	106
EFFICIENCY AND RELIABILITY: Provide for the efficient and reliable movement of people, services, and goods	49.91%	273
PLACEMAKING: Integrating the transportation system with land use to provide transportation facilities that fit in with their surrounding neighborhoods and development, and create well-designed places and complete communities	15.72%	86
INNOVATIVE: Incorporate emerging trends and technologies into the transportation system	17.37%	95
PRESERVATION: Maintain the existing transportation system in a state of good repair, and plan for a system that can be sustained into the future with reasonably-expected funding sources	40.04%	219
Other (please specify)	3.11%	17
Total Respondents: 547		

## Q7 What is your age?

Answered: 543 Skipped: 4

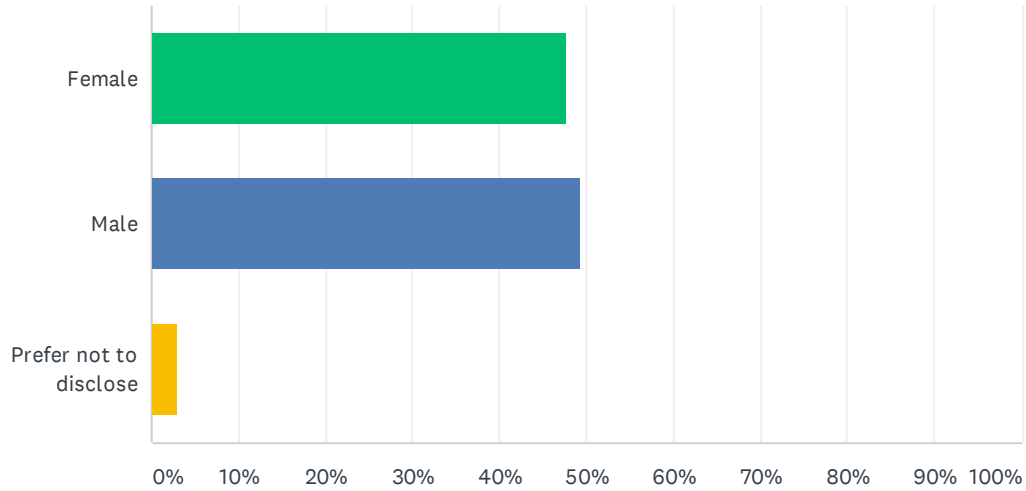


ANSWER CHOICES	RESPONSES	
Under 18	0.18%	1
18-24	1.29%	7
25-34	17.31%	94
35-44	23.20%	126
45-54	24.86%	135
55-64	22.47%	122
65+	9.76%	53
Prefer not to disclose	0.92%	5
<b>TOTAL</b>		<b>543</b>



## Q8 What is your gender?

Answered: 542 Skipped: 5



ANSWER CHOICES	RESPONSES	
Female	47.60%	258
Male	49.45%	268
Prefer not to disclose	2.95%	16
<b>TOTAL</b>		<b>542</b>